

TAPS®

Activity Book



Celebrating Freedom

#LoveLivesOn

Developed for TAPS Youth Programs use.

Table of Contents

Table of Contents.....	1
History of July 4th?.....	2
Crossword Puzzle.....	3
Word Search.....	4
Coloring Page.....	5
Journal Page (How do you celebrate July 4th?).....	6
Mad Libs (Celebration of Freedom).....	7
Freedom Bingo.....	8
Unscramble.....	9
Code.....	10
Patriotic Popcorn.....	11
Additional Activities.....	12
Answer Key(s).....	13





History of July 4th

TAPS Activity Book

The History of America's Independence Day

"Taxation without representation!" was the battle cry in America's 13 Colonies, which were forced to pay taxes to England's King George III despite having no representation in the British Parliament. As dissatisfaction grew, British troops were sent in to quell the early movement toward rebellion. Repeated attempts by the Colonists to resolve the crisis without military conflict proved fruitless.

On June 11, 1776, the Colonies' Second Continental Congress met in Philadelphia and formed a committee whose express purpose was drafting a document that would formally sever their ties with Great Britain. The committee included Thomas Jefferson, Benjamin Franklin, John Adams, Roger Sherman and Robert R. Livingston. Jefferson, who was considered the strongest and most eloquent writer, crafted the original draft document (as seen above). A total of 86 changes were made to his draft and the Continental Congress officially adopted the final version on July 4, 1776.

The Declaration of Independence has since become our nation's most cherished symbol of liberty. On July 8, 1776, the first public readings of the Declaration were held in Philadelphia's Independence Square to the ringing of bells and band music. One year later, on July 4, 1777, Philadelphia marked Independence Day by adjourning Congress and celebrating with bonfires, bells and fireworks.


The custom eventually spread to other towns, both large and small, where the day was marked with processions, oratory, picnics, contests, games, military displays and fireworks. Congress established Independence Day as a holiday in 1870, and in 1938 Congress reaffirmed it as a paid holiday for federal employees. Today, communities across the nation mark this major midsummer holiday with parades, firework displays, picnics and performances of "The Star-Spangled Banner" and marches by John Philip Sousa.

Source: <https://www.pbs.org/a-capitol-fourth/history/history-independence-day/>



CROSSWORD PUZZLE

TAPS Activity Book



Across

- 4 Red, White, and _____.
- 8 July 4th is sometimes referred to as _____ Day.
- 10 Stars and _____.

Down

- 1 Bird that represents freedom.
- 2 Many towns have _____ to celebrate July 4th.
- 3 On July 4th we celebrate?
- 5 Statue of _____
- 6 We live in the United States of _____.
- 7 These light up the sky on the 4th of July.
- 9 How many stars are on the American flag?



WORD SEARCH

TAPS Activity Book

V
 B
 Z
 I H U
 G J A
 X Z B
 A D T Q V
 F E O V M
 R C F R H
 A B L D H W K
 O X A Z Y X R
 H P R T Y J E
 S G D A N O E D D
 U M K T G Z U R V
 E J L I D D A O G
 U A J Q E D Z D S M P D B B R F P Y O Z S K N Y T R E B I L L N P W U F Y Y X
 L L X M S T R I P E S V Y G X D L N U Z O M C H C Q V K P X X D M C E P M
 C K E Y B P G I D C Q Y K Y E L P I D L G M L T A A P A R A D E S
 A G Q F H H S T I H T R U O F T Q H E B G S N Y D N U G M S R
 P N T O A V S T A R H A O A Q X C P N J A D A V E E Y M M
 Z S K R O W E R I F R N N N W H O L I D A Y C L O
 A L N X U M Z F B W G E M T O I R T A P G Z T
 B F A R M D E Q H D X C W H B M H U M I R
 U D T L T G N A X J U L Y G A L F
 X E K E E H C C H M G G N K W
 C D E P C B T E I K T I Z X N
 T P E J E V C F R R F U X D M
 J D A O M Y I Y Z S E J Y D J
 M N V J O Z J V Q Y E A M R H A K
 I Y K D F M N O B Z D W B A R H J
 H N E Z J B A K A W V E T I H W V
 W M E F V U B Y H M E R K I F U F P
 K R E L G A E Z P F R H U Z J
 F W B K B J X T V F D C
 V Y L H K G B P H M L X
 A U I U L T J G V P
 E Z T U G C
 X G U K D K
 Y H D X
 V D

WORD LIST:

AMERICA
 BLUE
 CELEBRATION
 DECLARATION
 EAGLE

FIREWORKS
 FLAG
 FOURTH
 FREEDOM
 HOLIDAY


INDEPENDENCE
 JULY
 LIBERTY
 PARADES
 PATRIOT

RED
 STAR
 STRIPES
 USA
 WHITE



COLORING PAGE

TAPS Activity Book





MAD LIBS

TAPS Activity Book

My July 4th Celebration

Directions: Ask a family member or friend to play. Fill in each of the blank spaces with the appropriate type of word and what they say. Each blank tells you what kind of word goes there, such as a noun, verb or adjective. Outside of that, the choice of word you use is entirely up to you, no matter how ridiculous it is.

Every year my family and I celebrate _____ . All
(Month) (Number)

across the _____ everyone wears _____ ,
(Country) (Color)

_____, and white. Many towns hold _____
(Color) (Event)

at the _____. Everywhere you look you see _____
(Location) (Thing)

flying and at night _____ light up the sky. On this day, over _____
(Thing) (Number)

years ago, this country won its independence from _____. Every year
(Country)

my family and I have a huge _____ and we eat _____.
(Event) (Food)

This year we plan to go to _____ where we will go to a live _____
(Location) (Type of music)

music concert featuring a band called _____. We really do enjoy
(Name)

celebrating _____ and spending time with our _____
(Holiday) (Person)

and _____.
(Thing)



FREEDOM BINGO

TAPS Activity Book

Directions: Put an X on the items that you see or find. This can be used in a “scavenger hunt” format and can be a fun way to get out for a walk or during a 4th of July celebration. Ex: If you see red, blue, and white polka dots you can put an X on the 4th square under “G”.

B	I	N	G	O
				
				
		FREE Space		
				
				



UNSCRAMBLE

TAPS Activity Book

































1. aspt _____
2. oohrn _____
3. eedofrm _____
4. rapdesa _____
5. ltyberi _____
6. sfiwreork _____
7. ermeaci _____
8. glaf _____
9. iodaylh _____
10. dinedpecne _____



CODE

TAPS Activity Book

Directions: Solve the following equations.

	+		=	10		-		=	2
	+		=	25		-		=	
	+		=	18		-		=	4
	+		=			-		=	
	+		=			-		=	14
	+		=			-		=	
	+		=			-		=	
	+		=			-		=	



PATRIOTIC POPCORN

TAPS Activity Book

PATRIOTIC POPCORN

Yield: 10 CUPS **Prep time:** 10 MINUTES **Cook time:** 10 MINUTES **Total time:** 20 MINUTES

INGREDIENTS

- 10 Cups of Popped Popcorn
- 3 tbsp. Butter (Sweet Cream, Salted)
- 3 cups Mini Marshmallows
- Red and Blue Regular M&M's
- Red and Blue Pretzel M&M's



INSTRUCTIONS

1. Pop 10 cups of popcorn and salt liberally and place in a large bowl.
2. Melt 3 tablespoons of butter in a medium saucepan. Once the butter is melted, add 3 cups of mini marshmallows. Stir until the marshmallows are melted. Turn off the heat as soon as the last marshmallow has melted.
3. Pour 3/4 of the marshmallow mixture over the popcorn in the bowl and then gently fold the popcorn with a spoon until most of the kernels are covered in mixture.
4. Pour the marshmallow popcorn onto a prepared cookie sheet.
5. Drizzle the remaining marshmallow mixture over the popcorn on the cookie sheet.
6. Sprinkle the candy and Mini Marshmallows over the popcorn.
7. Allow the popcorn to cool. Break apart into pieces and serve.

Source: <https://www.twosisterscrafting.com/patriotic-popcorn/>



ADDITIONAL ACTIVITIES

TAPS Activity Book

READING:

- **PBS 4th of July Children's Book**
<https://www.pbs.org/parents/thrive/childrens-books-for-the-fourth-of-july>
- **National Geographic History of Independence Day**
<https://kids.nationalgeographic.com/explore/history/independence-day/>

STEM:

- **Can you Kazoo?**
<https://www.sciencebuddies.org/stem-activities/can-you-kazoo?from=Blog>
- **Ice Cream in a Bag:**
<https://www.sciencebuddies.org/stem-activities/ice-cream-bag?from=Blog>

